







Inferring Emotions

Inference is when we use the clues to help us answer a question. Last week, we started looking at inferring emotions. Use the skills we learnt last week to help you complete this week's tasks.

Task 1) Watch this video: <https://www.youtube.com/watch?v=2fR9HqilmKM>

As you watch it, tick what emotions the person is feeling in certain parts of the film. The first one has been done for you!

						
Happy	x					
Shocked						
Sad						
Excited						
Disappointed						
Scared						
Surprised						
Angry						

Task 2) Choose one of the pictures from Task 1 and explain how you know the character is feeling the emotion you have chosen.

For example: I infer the boy is feeling happy. I think this because he is smiling and people smile in real life when they are happy.

Task 3) Read the passage below and answer the questions.

Lily could not sit still as the long car journey was coming to an end. They had arrived! She swung open the car door with her sweaty hands and leapt from her seat. "Calm down!" shouted Mum, "You're giving me a headache." But Lily just couldn't control herself as she jumped up and down. She had been waiting for this moment for what felt like years. Lily was finally big enough to ride the Nemesis at Thorpe Park!

a) How is Lily feeling? Explain how you know.

b) How do you think Mum is feeling? What clues did you use to get your answer?

Tip: Use this to help you answer the questions:

I infer (the character) is feeling _____. I know this because _____.

